



Maryland  
DEPARTMENT OF HOUSING  
AND COMMUNITY DEVELOPMENT

# Breaking Records Across Maryland



LARRY HOGAN, Governor  
BOYD K. RUTHERFORD, Lt. Governor  
KENNETH C. HOLT, Secretary

THE MARYLAND DEPARTMENT OF HOUSING AND COMMUNITY DEVELOPMENT  
**SOCIAL & ECONOMIC IMPACT  
SUMMARY REPORT 2019**



## Economic Impact | Secretary's Message

The Maryland Department of Housing and Community Development invests in Maryland's future. We offer solutions for renters looking to purchase their own home, small businesses that are looking to expand, energy efficiency programs that help protect our environment, and even homeless services.

Our community development programs enhance existing neighborhood resources, support economic development, provide public services and infrastructure, and improve the quality of life for residents. Through these programs, we help the state of Maryland meet their challenging redevelopment goals.

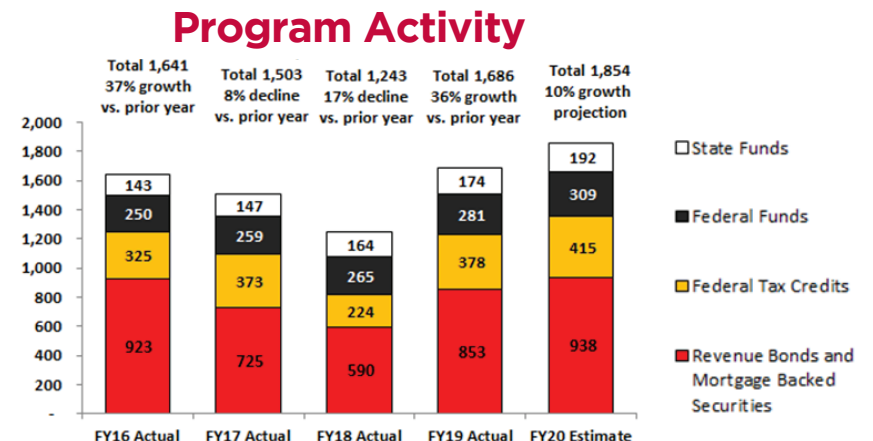
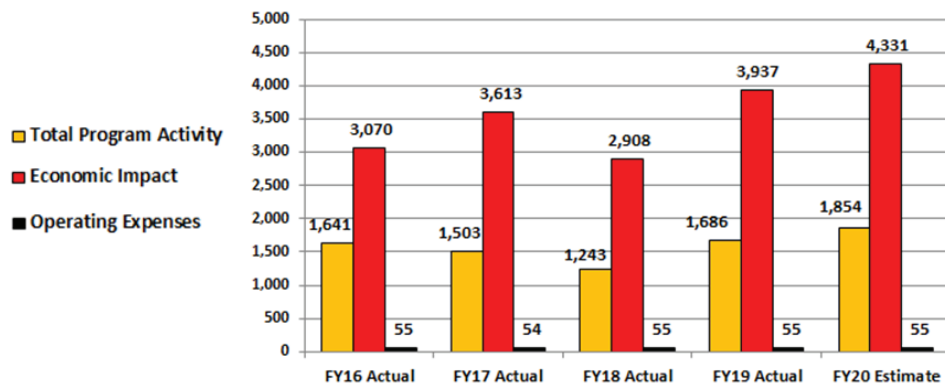
**\$3.9**  
BILLION  
IN ECONOMIC  
IMPACT GENERATED

**\$951**  
MILLION  
IN WAGES  
AND SALARIES

**IMPACT  
BY THE  
NUMBERS**

**18,287**  
FULL-TIME EQUIVALENT  
JOBS CREATED

**\$72**  
MILLION  
STATE AND LOCAL  
TAXES GENERATED





**ECONOMIC IMPACT**

**\$932.2**

**850**



*Businesses, Community Organization & Localities Served*

**6,062**

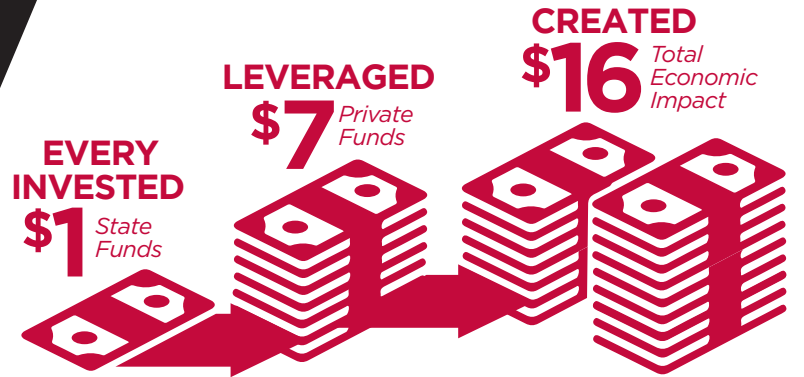


*FTE Jobs Created*

**\$17.4 MILLION**



*Tax Receipts*





ECONOMIC IMPACT

**\$2,261.1**

**3,927**



*New & Rehabilitated  
Rental Units Produced*

**11,071**



*FTE Jobs  
Created*

**\$50.6  
MILLION**



*Tax  
Receipts*

**28,253**



*Households  
Assisted*



**1,243**

*Energy Efficient Housing Units  
(Baltimore City, Charles, Dorchester, Harford,  
Washington & Wicomico counties)*

*2019 Financing  
& Tax Credits*

**\$730  
MILLION**



**3,927**

*New & Rehabilitated Affordable  
Rental Housing Units*



ECONOMIC IMPACT

**\$39.3**

**6**



*Projects/Communities Served*

**238**



*FTE Jobs Created*

**\$0.9**  
MILLION



*Tax Receipts*



**\$22.7**  
MILLION

*Local Government Infrastructure Financing*



ECONOMIC IMPACT

\$74.9

24



Businesses & Community Organization Served



\$5.8 MILLION

Neighborhood BusinessWorks Financing

452



FTE Jobs Created

\$1.5 MILLION



Tax Receipts



\$550 THOUSAND

Neighborhood BusinessWorks Gap Financing

Lillie May Carroll Jackson Charter School - Financing provided to help finish construction of the Baltimore charter school for 300 girls.



ECONOMIC IMPACT

**\$629.8**

**9,469**



*Households Assisted*

**464**



*FTE Jobs Created*

**\$1.6**  
MILLION



*Tax Receipts*

*2019 Affordable Home Mortgages*

**\$545.1**  
MILLION

**2,453**  
*2019 Home loans for Marylanders*

## All DHCD Programs

Direct investment in families, cities, towns and communities (\$millions) <sup>1</sup>	\$2,660.1
Economic impact statewide (\$millions)	\$3,937.3
Wages and Salaries (\$millions)	\$951.4
Jobs created <sup>2</sup>	18,287
State and local taxes generated by DHCD projects (\$millions)	\$72.0
Economic impact per dollar of State funds	\$22.8
Affordable/workforce, senior & disabled housing opportunities	6,380

## Single Family Housing Programs

Direct investment in Single Family Housing Programs (\$millions)	\$590.9
Economic impact statewide (\$millions)	\$629.8
Wages and Salaries (\$millions)	\$23.6
Jobs created <sup>2</sup>	464
State and local taxes generated by DHCD projects (\$millions)	\$1.6
Economic impact per dollar of State funds	\$15.4
Value of affordable home mortgages (\$millions)	\$545.1
Affordable mortgages	2,453

## Multifamily Housing Programs

Direct investment in Multifamily Housing Programs (\$millions) <sup>3</sup>	\$1,428.0
Economic impact statewide (\$millions)	\$2,261.1
Wages and Salaries (\$millions)	\$583.3
Jobs created <sup>2</sup>	11,071
State and local taxes generated by DHCD projects (\$millions)	\$50.6
Economic impact per dollar of State funds	\$37.5
New and rehabilitated affordable rental units	3,927

## Neighborhood Revitalization Programs

Direct investment in communities (\$millions)	\$577.6
Economic impact statewide (\$millions)	\$932.2
Wages and Salaries (\$millions)	\$305.7
Jobs created <sup>2</sup>	6,062
State and local taxes generated by DHCD projects (\$millions)	\$17.4
Economic impact per dollar of State funds	\$16.2
Businesses, local governments & community organizations assisted	850

## Local Government Infrastructure Program

Direct investment in communities (\$millions)	\$22.7
Economic impact statewide (\$millions)	\$39.3
Wages and Salaries (\$millions)	\$13.3
Jobs created <sup>2</sup>	238
State and local taxes generated by DHCD projects (\$millions)	\$0.9
Economic impact per dollar of State funds	\$0.0
Local governments and community organizations assisted	6

## Neighborhood Business Works Program

Direct investment in communities (\$millions)	\$40.9
Economic impact statewide (\$millions)	\$74.9
Wages and Salaries (\$millions)	\$25.5
Jobs created <sup>2</sup>	452
State and local taxes generated by DHCD projects (\$millions)	\$1.5
Economic impact per dollar of State funds	\$12.9
Businesses assisted and Projects Funded	24

<sup>1</sup> Investment includes federal, local and privately-leveraged funds

<sup>2</sup> Jobs represent full-time equivalents

<sup>3</sup> Investment includes development costs and rental subsidies



LARRY HOGAN, Governor  
BOYD K. RUTHERFORD, Lt. Governor  
KENNETH C. HOLT, Secretary

THE MARYLAND DEPARTMENT OF HOUSING AND COMMUNITY DEVELOPMENT

[dhcd.maryland.gov](http://dhcd.maryland.gov)

